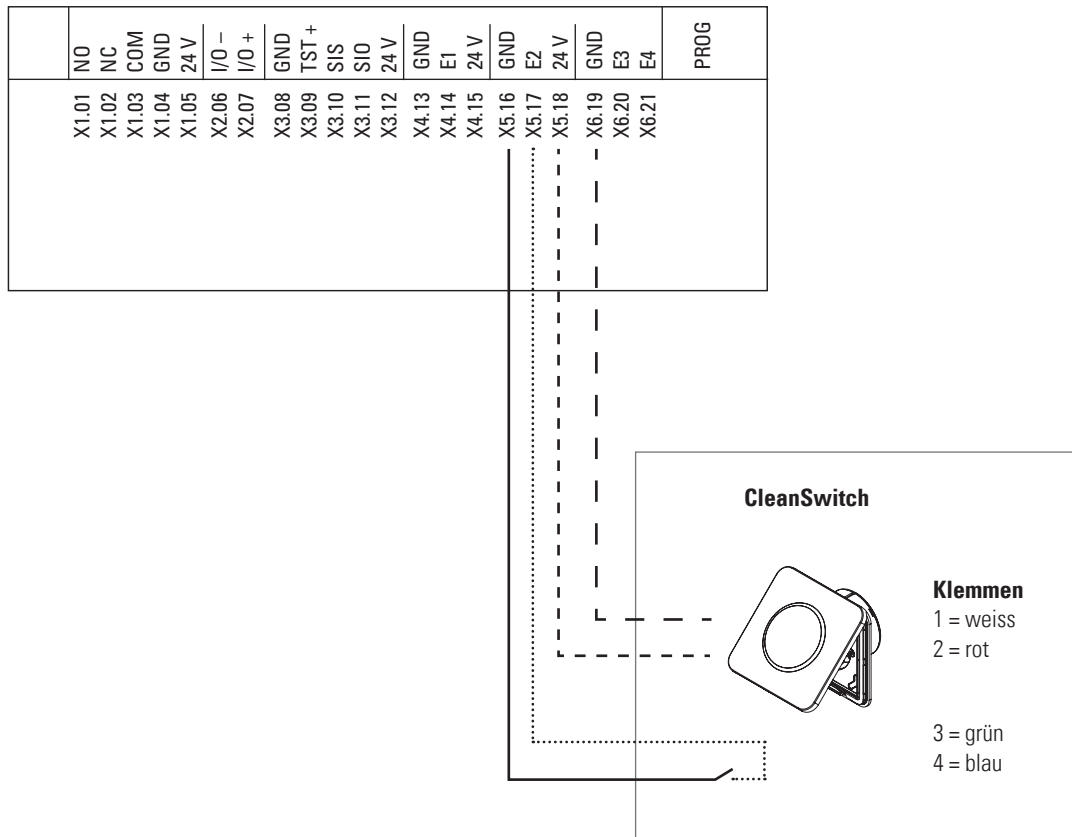


Anschlussbeschreibung CleanSwitch zu CleanAccess

1 Anschluss am smartdoor TURN T100



2 Konfiguration

Parameter smardoor TURN T100

Schliesskraft		individuell
Push & Go	Ein / Aus	individuell
	Sensitivität öffnet Schloss	individuell
Schlossfunktion (aktiv / inaktiv)		individuell
Öffnungskraft		individuell
Verzögerungszeit		individuell
Input	E1	Öffnungsimpuls (Tag + Nacht)
	E2	Öffnungsimpuls (Tag + Nacht)
	E3	Umschaltung Tag / Nacht
	E4	Öffnungsimpuls (Tag)

CleanSwitch



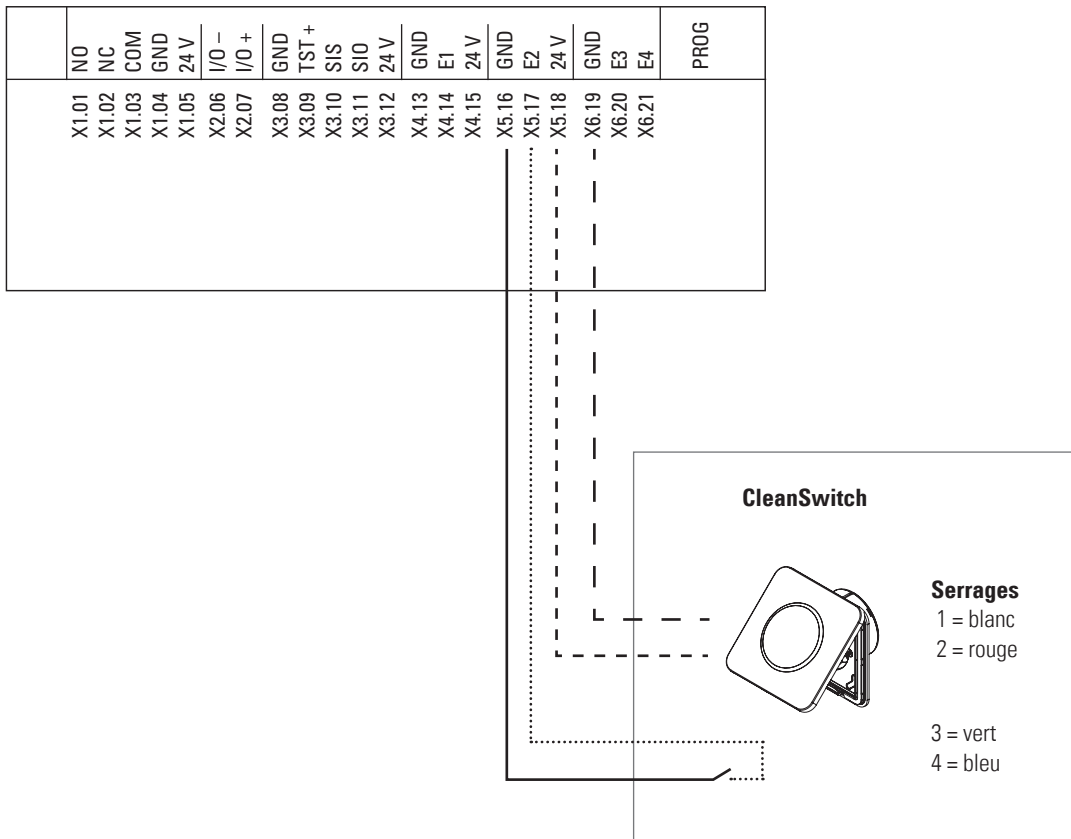
DIP Switch 4 OFF *) = Pulse Modus

*) zwingende Einstellung

3 Kontakt

Description du câblage CleanSwitch de CleanAccess

1 Câblage smartdoor TURN T100

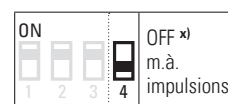


2 Configuration

Paramètres smartdoor TURN T100

Force de fermeture		individuellement
Push & Go	On / Off	individuellement
Sensibilité		individuellement
ouvre la serrure		individuellement
Fonction de verrouillage (active / inactive)		individuellement
Force d'ouverture		individuellement
Délai d'attente		individuellement
Entrée	E1	Impulsion d'ouverture (jour + nuit)
	E2	Impulsion d'ouverture (jour + nuit)
	E3	Changement jour / nuit
	E4	Impulsion d'ouverture (jour)

CleanSwitch



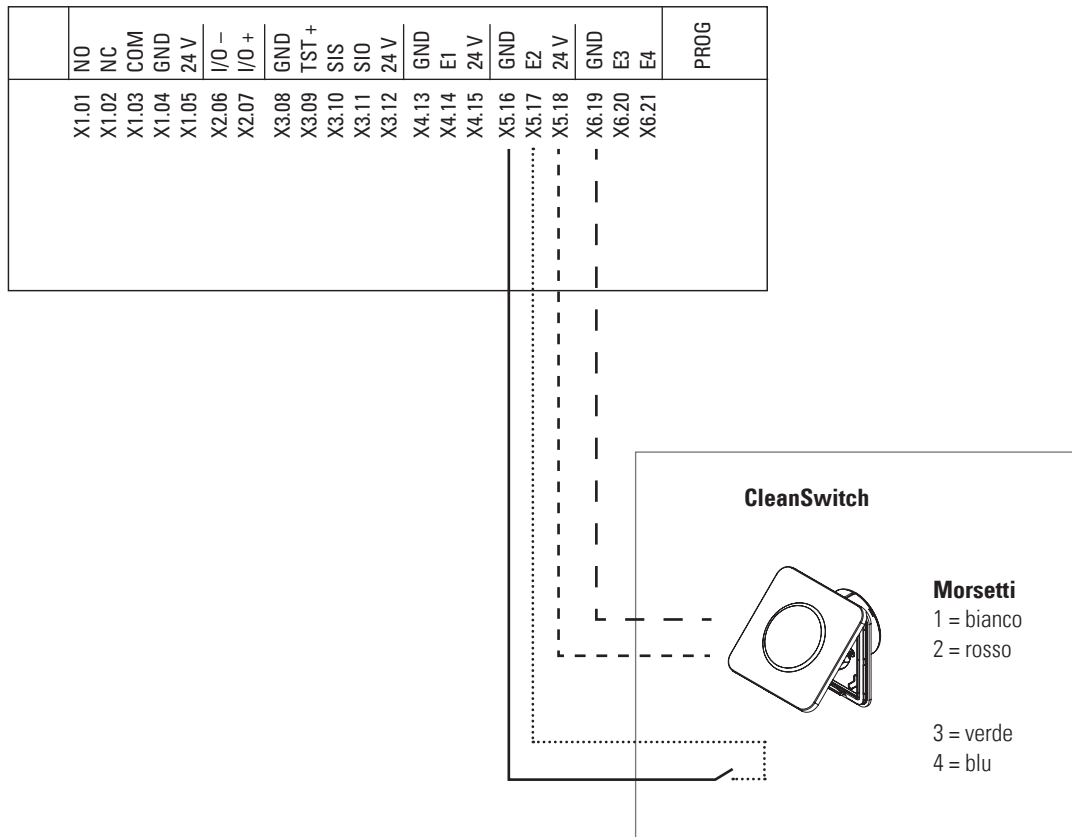
DIP commutateur 4 OFF *) = m.à. impulsions

*) cadre obligatoire

3 Contact

Descrizione del cablaggio CleanSwitch per CleanAccess

1 Cablaggio smartdoor TURN T100

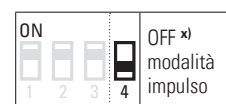


2 Configurazione

Parametri smartdoor TURN T100

Forza di chiusura		individuale
Push & Go	On / Off	individuale
	Sensibilità	individuale
	apre la serratura	individuale
Funzione di blocco (attivo / inattivo)		individuale
Forza di apertura		individuale
Tempo di intervallo		individuale
Input	E1	Impulso di apertura (giorno + notte)
	E2	Impulso di apertura (giorno + notte)
	E3	Commutazione giorno / notte
	E4	Impulso di apertura (giorno)

CleanSwitch



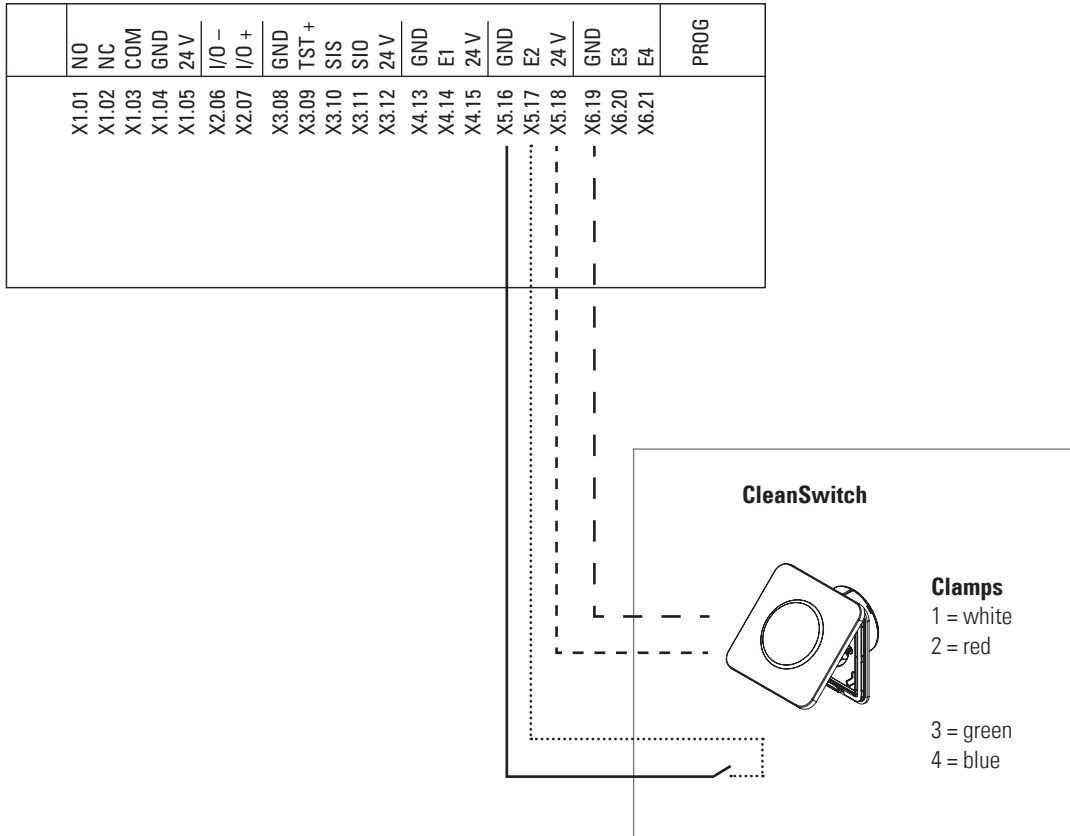
DIP commutatori 4 OFF *) = modalità impulso

*) impostazione obbligatoria

3 Contatto

Wiring description CleanSwitch for CleanAccess

1 Wiring at smartdoor TURN T100



2 Configuration

Parameters smardoor TURN T100

Closing force		individually
Push & Go	On / Off	individually
	Sensitivity	individually
	opens lock	individually
Lock function (active / inactive)		individually
Opening force		individually
Delay time		individually
Input	E1	Opening impulse (day + night)
	E2	Opening impulse (day + night)
	E3	Switchover day / night
	E4	Opening impulse (day)

CleanSwitch



DIP Switch 4 OFF ^{x)} = Pulse Mode

^{x)} mandatory setting

3 Contact